

CHAMPION

3-30 HP | RECIPROCATING AIR COMPRESSOR

PL-Series





Experience **Proven Results**
with Champion—the Leader in
Durability, Reliability & Efficiency

Customized Solutions Proven Dependability

A Winning Combination

Champion compressors are proven units, known for their reliability over decades of use. We know our products and understand how they operate in many different operating environments. No matter the application, Champion gets the job done.

The Solution to Your Application

Champion PL-Series pressure lubricated compressors have a time-tested, proven design. Rugged standard features, a wide selection of configurations, and quality available options make the PL-Series compressors the solution to your application. They deliver high performance, long life and tremendous value. Champion compressors are the proven choice.





Pressure-Lubricated PL-Series

The PL-Series compressor has been designed to operate in extreme duty applications. Because the PL-Series can operate up to 250 psi, and run in off-level operations, it is a true industrial use compressor. The PL-Series features domed pistons, integral cylinder head, disc valves, and an oil pump that provides lubricant to all crucial parts of the compressor. From its extra heavy duty design to its ease of maintenance, the Champion PL-Series exemplifies reliability, durability, and quality.

Pressure Lubrication

Crankshaft and connecting rod bearings are pressure lubricated for extended life.

Oil Pressure Gauge

Mounted on the front of the compressor for an excellent view and easy pressure monitoring.

Loadless Starting

Hydraulic unloader with factory set pilot valve provides easy, loadless starts and low oil pressure protection for unattended operation.

Lubricant Filtration

An external spin-on oil filter and an internal oil inlet screen protect internal components from damaging debris.

Babbitt Bearings

Replaceable bearing makes repairs easy and inexpensive.

Positive Displacement Oil Pump

Provides lubricant to all critical areas of the compressor pump that require lubrication.

It's All in the Details



Disc valves provide minimized blow-by and industry proven long life



Needle bearings minimize friction between wrist pin and connecting rod



Aluminum body molded over a cast iron sleeve, good heat transfer and durability
*PL-15 & PL-30 only




PL-15A



PL-30A



Domed pistons for greater compressor efficiency—"hemi" design



Tapered roller bearings for long life and trouble-free operation



Automotive style double-throw (balanced and counterweighted) crankshaft provides optimum compressor performance



ASME inter-stage pressure relief valve for protection

PL-Series

OVERVIEW



SIMPLEX*

9.7-23.1
CFM @ 175 PSI

440-990
RPM

25.8-49.0
CFM @ 175 PSI

575-1035
RPM

53.7
CFM @ 175 PSI

770
RPM


76.7-101.0
CFM @ 175 PSI

655-890
RPM

*Double CFM values for Duplex Units (Duplex not available in 3 HP)



PL-40A



PL-70A



PL-15A



PL-30A

Complete Compressor Packages

Standard Features

- Load-less starting (via hydraulic unloader) for lower energy costs and less wear on drive motor
- ASME inter-stage pressure relief valve for protection
- ODP NEMA 1760 RPM electric motor
- 10 Micron industrial grade intake filter
- ASME coded receiver
- 0-300 PSIG air pressure gauge on tank
- Available voltages
 - Single phase—115/208-230
 - Three phase—208/230/460/575
- Dual control

Available Options


- Multiple tank sizes and variations
- Electric or engine driven
- NEMA 4 full-voltage starter upgrade
- ODP HE/TEFC/TEFC HE motor upgrades
- Control panel upgrades
- Air-Cooled Aftercooler
- Low oil stop control (NEMA 1 or 4)
- Low oil pressure switch (NEMA 1 or 4)
- Vibration isolators
- Synthetic lubricant
- High temperature switch (NEMA 1 or 4)
- Available switches (NEMA 1 or 4)
 - Test/Off/Auto
 - Hand/Off/Auto
 - Off/On
- Automatic tank drain
 - Electric





Magnetic Starter
(Included as standard on most models)

For thermal overload protection, a starter is required for units 3 HP and up. May be mounted or unmounted.



Air-Cooled Or Water-Cooled Aftercooler

The factory mounted, heavy duty, air-cooled aftercooler effectively reduces up to 65% of the moisture from discharged compressed air.



Automatic Tank Drain

Electric timed drain provides control to condensate management.



Vibration Isolators

Isolates the compressor unit from the foundation or floor. Reduces noise and protects the unit from any out-of-level floor situation that could cause vibration and damage.

Other Options

- NEMA 4 rated parts available
- Alternate voltages and TEFC electric motors

Complete Your Package with **Quality Accessories**

Many options are available to help you develop a Champion compressor package that exactly matches your specific operating requirements.

Refrigerated Air Dryer

Cools compressed air to a 33-39° dew point, eliminating additional downstream condensation in the air line. Normally, a dryer should be used in conjunction with an aftercooler. Refrigerated and desiccant dryer types are available.



Champion Compressor Lubricants

ChampLub lubricants are blended specifically for Champion compressors for use in harsh compressor environments. They are sourced from extremely stable base stocks and enhanced with carefully selected additive packages to provide long life and superior protection. ChampLub lubricants are suitable for a variety of applications and are available as a mineral oil, synthetic or food-grade synthetic.

Available in 55 gallon drums, 5 gallon pails, 1 gallon bottles and 1 quart bottles.



Convenience & Peace of Mind

Standard Warranty

The standard warranty covers parts and labor on the package components for one year and three years on the compressor pump.

The Champion philosophy ensures long-lasting, reliable equipment. Our warranty program demonstrates our confidence in our products.

Each new Champion assembled unit has a 3 year warranty on the compressor pump against defects in materials of workmanship under normal use and service.

*See standard warranty form BU-31 for complete standard warranty details.



Premium Extended Warranty

Purchase a Premium Warranty Kit at the same time as your new Champion compressor package to receive extended warranty protection. This offer will double the coverage with an additional 3 years of warranty on the compressor pump (parts & labor) providing 6 YEARS of worry free coverage. The Premium Extended Warranty also provides an extra 12 months coverage on the package for a total of 24 months. See Premium Warranty form BU-28 for complete extended warranty details.

- * Premium Warranty kit has all necessary service items (oil & filters) for 6 years of annual maintenance.
- * The use of approved Champion lubricants are required to maintain the extended warranty period.
- * Duplex machines require two kits, one for each pump.



Sales & Service **Distributors** Across America

An Extensive Network

Your sales, service and technical support needs will be handled quickly and easily by our extensive network of Champion factory-trained, authorized local distributors. Maintaining and adequately servicing your compressor has never been easier.



Over **1,100** Champion distributors ready to provide solutions to all your compressed air needs

To find a distributor visit:
www.championpneumatic.com

Pump Model PL-15A

PL-SERIES | 3-7.5 HP RECIPROCATING COMPRESSORS

MOTOR HP	TANK CAPACITY GAL.	HORIZONTAL TANK MOUNTED			VERTICAL TANK MOUNTED			125 PSI RATING		175 PSI RATING		250 PSI RATING	
		PL-SERIES MODELS	DIMENSIONS L x W x H INCHES	APPROX. SHIP WEIGHT LBS.	PL-SERIES CBSPLA	DIMENSIONS L x W x H INCHES	APPROX. SHIP WEIGHT LBS.	RPM	CFM DEL'Y	RPM	CFM DEL'Y	RPM	CFM DEL'Y
3	-	BPL3	38 x 25 x 29.5	230	-	-	-	485	10.9	440	9.7	380	8
3	60	HPL3-6	51 x 22.5 x 49	425	VPL3-6	30.5 x 24 x 76	425	485	10.9	440	9.7	380	8
3	80	HPL3-8	66 x 22.5 x 49	485	VPL3-8	32.5 x 24 x 75	485	485	10.9	440	9.7	380	8
3	120	HPL3-12	71.5 x 25.5 x 53	725	VPL3-12	36 x 30 x 81	725	485	10.9	440	9.7	380	8
5	-	BPL5	38 x 25 x 29.5	280	-	-	-	805	19.1	734	17.3	640	13.6
5	60	HPL5-6	51 x 22.5 x 49	445	VPL5-6	30.5 x 24 x 76	445	805	19.1	734	17.3	640	13.6
5	80	HPL5-8	66 x 22.5 x 49	535	VPL5-8	32.5 x 24 x 75	545	805	19.1	734	17.3	640	13.6
5	120	HPL5-12	71.5 x 25.5 x 53	765	VPL5-12	36 x 30 x 81	765	805	19.1	734	17.3	640	13.6
5 (x2)	80	HPL5D-8	71.5 x 31 x 49	755	-	-	-	805	38.2	734	34.6	640	27.2
5 (x2)	120	HPL5D-12	75 x 30 x 56.5	980	-	-	-	805	38.2	734	34.6	640	27.2
7.5	-	BPL7F	38 x 25 x 29.5	310	-	-	-	990	23.9	990	23.1	870	18.2
7.5	80	HPL7F-8	66 x 22.5 x 49	570	VPL7F-8	32.5 x 24 x 75	635	990	23.9	990	23.1	870	21.3
7.5	120	HPL7F-12	71.5 x 25.5 x 53	765	VPL7F-12	36 x 30 x 81	765	990	23.9	990	23.1	870	21.3
7.5 (x2)	120	HPL7DF-12	75 x 30 x 56.5	1150	-	-	-	990	47.8	990	46.2	870	36.4
7.5 (x2)	250	HPL7DF-25	88.5 x 34.3 x 56.5	1485	-	-	-	990	47.8	990	46.2	870	36.4

Simplex CFM values are doubled for duplex units. Duplex units have two motors and two pumps on one tank.

Pump Model PL-30A

PL-SERIES | 7.5-15 HP RECIPROCATING COMPRESSORS

MOTOR HP	TANK CAPACITY GAL.	HORIZONTAL TANK MOUNTED			VERTICAL TANK MOUNTED			125 PSI RATING		175 PSI RATING		250 PSI RATING	
		PL-SERIES MODELS	DIMENSIONS L x W x H INCHES	APPROX. SHIP WEIGHT LBS.	PL-SERIES CBSPLA	DIMENSIONS L x W x H INCHES	APPROX. SHIP WEIGHT LBS.	RPM	CFM DEL'Y	RPM	CFM DEL'Y	RPM	CFM DEL'Y
7.5	-	BPL7	43 x 22.5 x 28.5	310	-	-	-	670	30	575	25.87	520	21.3
7.5	80	HPL7-8	67.3 x 26 x 49.5	665	VPL7-8	42.5 x 30 x 66.8	665	670	30	575	25.8	520	21.3
7.5	120	HPL7-12	71 x 26 x 52.8	860	VPL7-12	43.5 x 30 x 81	800	670	30	575	25.8	520	21.3
7.5 (2)	120	HPL7D-12	83 x 30 x 56	1305	-	-	-	670	60	575	51.6	520	42.6
7.5 (2)	250	HPL7D-25	88 x 33 x 61.3	1675	-	-	-	670	60	575	51.6	520	42.6
10	-	BPL10	43 x 22.5 x 28.5	540	-	-	-	810	37.3	740	34.8	640	27.5
10	80	HPL10-8	67.3 x 26 x 49.5	675	VPL10-8	42.5 x 30 x 66.8	860	810	37.3	740	34.8	640	27.5
10	120	HPL10-12	71 x 26 x 52.8	890	VPL10-12	43.5 x 30 x 81	890	810	37.3	740	34.8	640	27.5
10	250	HPL10-25	88 x 31 x 60	1295	N/A	N/A	N/A	810	37.3	740	34.8	640	27.5
10 (2)	120	HPL10D-25	83 x 30 x 56	1725	-	-	-	810	74.6	740	69.6	640	55
10 (2)	250	HPL10D-12	88 x 33 x 61.3	1725	-	-	-	810	74.6	740	69.6	640	55
15	-	BPL15F	49.5 x 26.5 x 28.8	550	-	-	-	1045	50.2	1045	49	900	42.6
15	120	HPL15F-12	71 x 26 x 52.8	840	N/A	N/A	N/A	1045	50.2	1045	49	900	42.6
15	250	HPL15F-25	88 x 31 x 60	1275	N/A	N/A	N/A	1045	20.2	1045	49	900	42.6
15 (2)	120	HPL15DF-12	91.8 x 26.5 x 48.8	1860	-	-	-	1045	100.4	1045	98	900	85.2
15 (2)	250	HPL15DF-25	83 x 30 x 56	1830	-	-	-	1045	100.4	1045	98	900	85.2

Simplex CFM values are doubled for duplex units. Duplex units have two motors and two pumps on one tank.



Pump Model PL-40A

PL-SERIES | 15 HP RECIPROCATING COMPRESSORS

MOTOR HP	TANK CAPACITY GAL.	PL-SERIES MODELS	DIMENSIONS L x W x H INCHES	APPROX. SHIP WEIGHT LBS.	125 PSI RATING		175 PSI RATING		250 PSI RATING	
					RPM	CFM DEL'Y	RPM	CFM DEL'Y	RPM	CFM DEL'Y
15	-	BPL15	49.5 x 27.5 x 38	730	890	59	770	53.7	700	45.8
15	120	HPL15-12	72 x 27.5 x 62	1110	890	59	770	53.7	700	45.8
15	250	HPL15-25	89 x 30.3 x 69	1495	890	59	770	53.7	700	45.8
15 (x2)	250	HPL15D-25	89 x 55.6 x 73.5	2460	890	118	770	107.4	700	91.6

Simplex CFM values are doubled for duplex units. Duplex units have two motors and two pumps on one tank.

Pump Model PL-70A

PL-SERIES | 20-30 HP RECIPROCATING COMPRESSORS

MOTOR HP	TANK CAPACITY GAL.	PL-SERIES MODELS	DIMENSIONS L x W x H INCHES	APPROX. SHIP WEIGHT LBS.	125 PSI RATING		175 PSI RATING		250 PSI RATING	
					RPM	CFM DEL'Y	RPM	CFM DEL'Y	RPM	CFM DEL'Y
20	-	BPL20	57 x 44 x 40	1000	712	84.9	664	77.8	545	64.1
20	120	HPL20-12	74 x 36 x 65	1517	712	84.9	664	77.8	545	64.1
20	240	HPL20-24	90 x 36 x 71	1871	712	84.9	664	77.8	545	64.1
20 (x2)	240	HPL20D-24	90 x 65 x 75	2845	712	169.8	664	155.6	545	128.2
25	-	BPL25	57 x 44 x 40	1020	907	102.9	776	90.7	660	76.8
25	120	HPL25-12	74 x 36 x 65	1557	907	102.9	776	90.7	660	76.8
25	240	HPL25-24	90 x 36 x 71	1911	907	102.9	776	90.7	660	76.8
25 (x2)	240	HPL25D-24	90 x 65 x 75	2940	907	205.8	776	181.4	660	153.6
30	-	BPL30	57 x 44 x 40	1060	907	102.9	907	101.8	770	90.0
30	120	HPL30-12	74 x 36 x 65	1597	907	102.9	907	101.8	770	90.0
30	240	HPL30-24	90 x 36 x 71	1951	907	102.9	907	101.8	770	90.0
30 (x2)	240	HPL30D-24	90 x 65 x 75	3018	907	205.8	907	203.6	770	180.0

Simplex CFM values are doubled for duplex units. Duplex units have two motors and two pumps on one tank.

Bare Pumps

PL-SERIES RECIPROCATING COMPRESSOR

MODEL	# OF CYLINDERS	BORE DIA. INCHES	STROKE INCHES	OIL CAPACITY QUARTS	UNIT DIMENSIONS L x W x H INCHES	APPROX. SHIP WEIGHT LBS.	MINIMUM RPM	MAXIMUM RPM
PL-15A	2	4.63 & 2.5	3	2	20 x 17 x 24	135	375	1050
PL-30A	4	4.63 & 2.5	3	4	22 x 24 x 24	240	400	1050
PL-40A	2	6.25 & 3.25	4.5	4	26 x 26 x 32	460	425	1000
PL-70A	4	6.25 & 3.25	4.5	6.5	27 x 33 x 34	590	425	1000

Champion is committed to
delivering **superior products** built with
the **exceptional standards** you expect.

CHAMPION[®]

1301 North Euclid Avenue
Princeton, Illinois 61356 USA
866-276-4330
www.ChampionPneumatic.com



Product specifications and materials are subject to change without notice.

McGUIRE AIR COMPRESSORS

©2018 Gardner Denver, Inc. Printed in U.S.A.
CR-PL-SERIES 2nd Ed. 6/18



1-888-229-9999